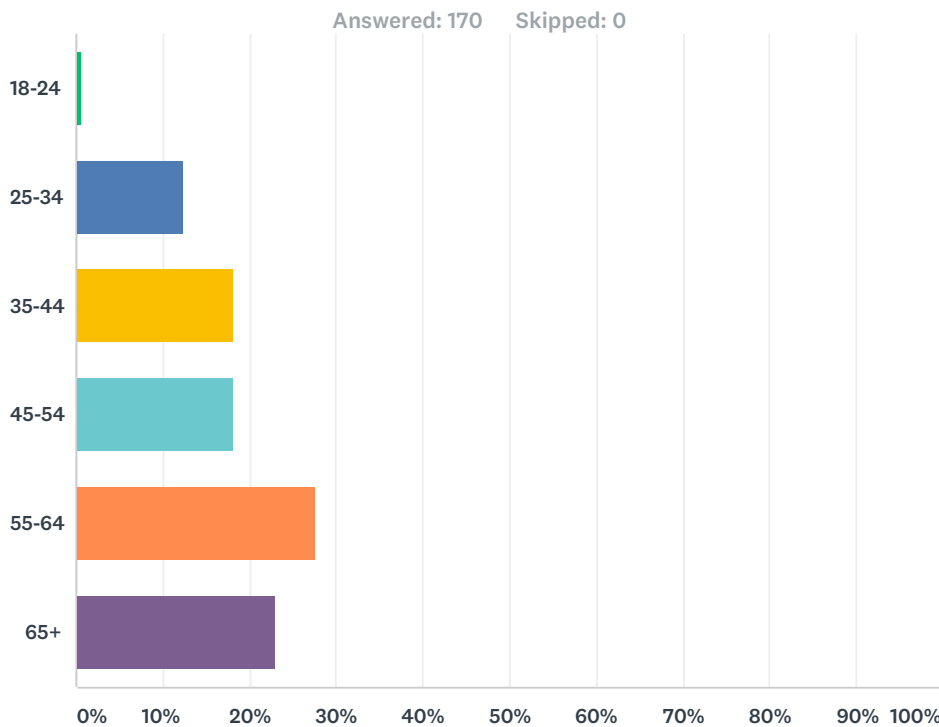
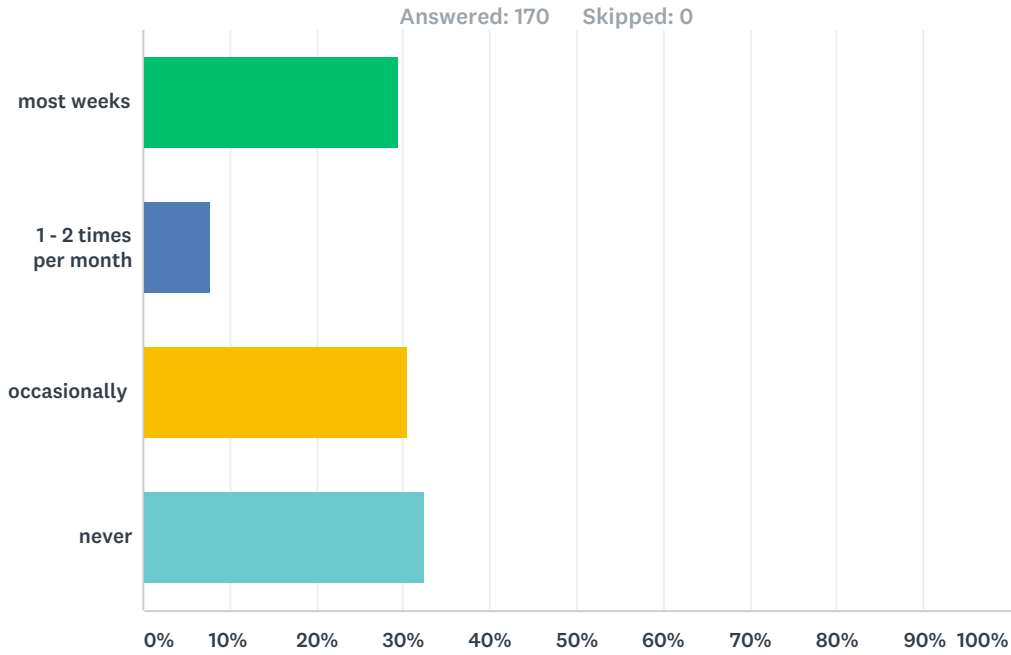


Q1 Please indicate your age:



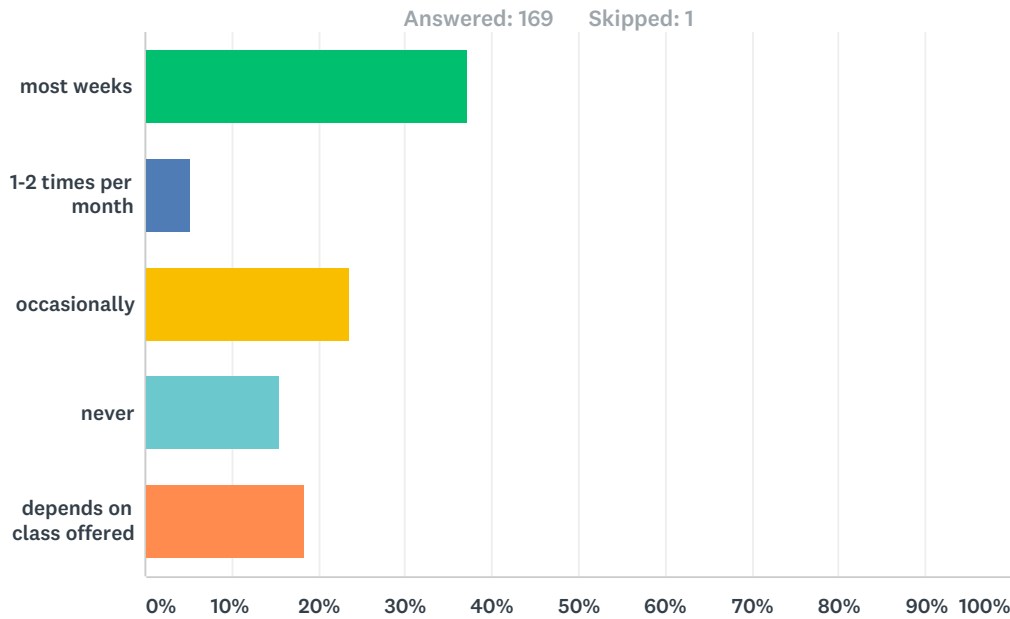
Answer Choices	Responses
18-24	0.59% 1
25-34	12.35% 21
35-44	18.24% 31
45-54	18.24% 31
55-64	27.65% 47
65+	22.94% 39
Total	170

Q2 Do you eat the provided Wednesday night meal?



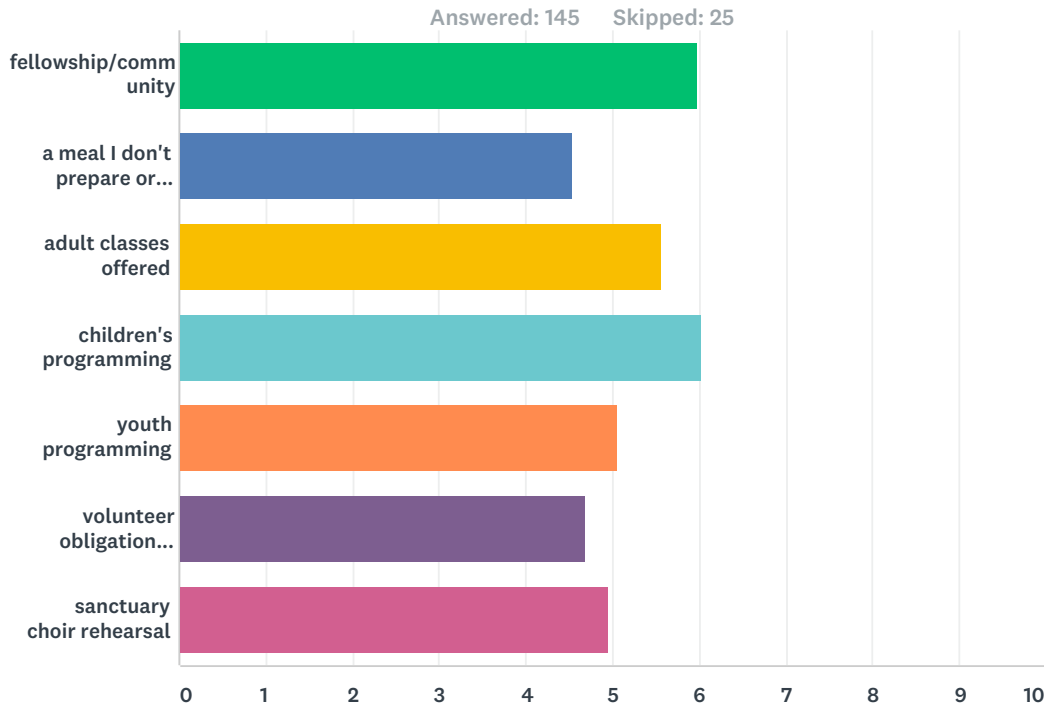
Answer Choices	Responses
most weeks	29.41% 50
1 - 2 times per month	7.65% 13
occasionally	30.59% 52
never	32.35% 55
Total	170

Q3 Do you participate in Wednesday night activities that follow supper (adult classes, children/youth programming, etc.)?



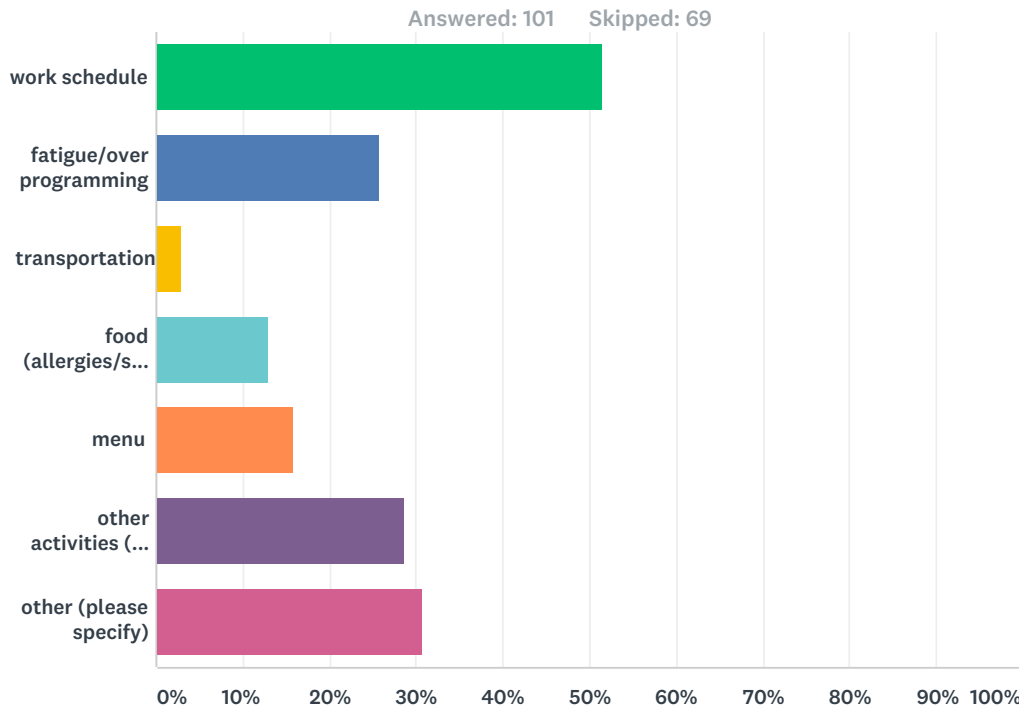
Answer Choices	Responses
most weeks	37.28% 63
1-2 times per month	5.33% 9
occasionally	23.67% 40
never	15.38% 26
depends on class offered	18.34% 31
Total	169

Q4 When you participate in Wednesday night activities, why do you come? Rank those that apply to you with 1 being the highest priority. (If an item does not apply to you, do not rank it at all.)



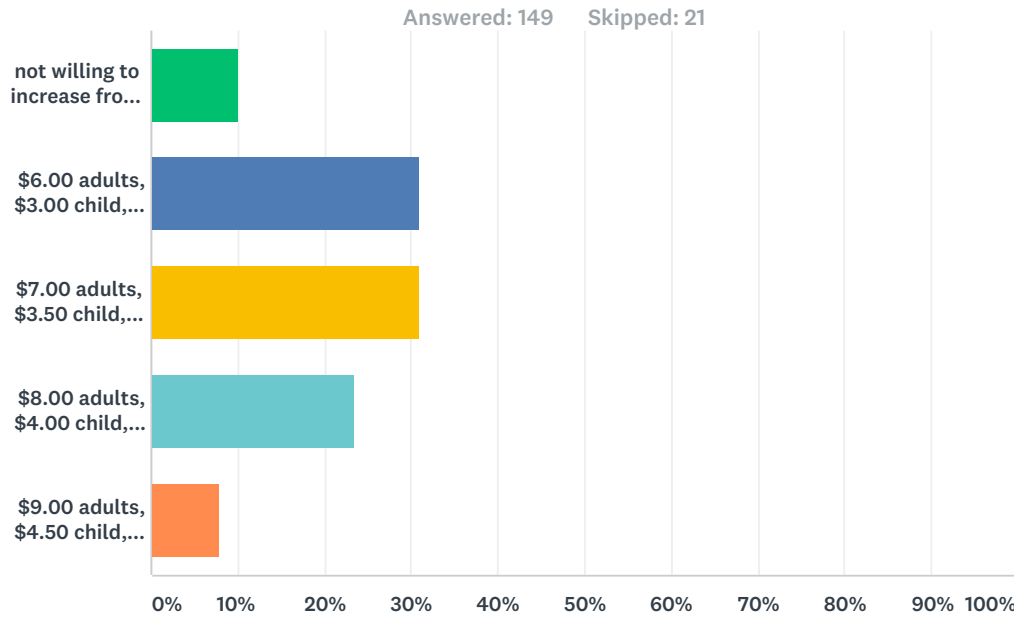
	1	2	3	4	5	6	7	Total	Score
fellowship/community	37.84% 42	38.74% 43	16.22% 18	2.70% 3	2.70% 3	0.00% 0	1.80% 2	111	5.99
a meal I don't prepare or clean up after	2.94% 2	22.06% 15	38.24% 26	16.18% 11	8.82% 6	5.88% 4	5.88% 4	68	4.53
adult classes offered	30.10% 31	25.24% 26	25.24% 26	11.65% 12	6.80% 7	0.97% 1	0.00% 0	103	5.57
children's programming	50.00% 18	30.56% 11	2.78% 1	11.11% 4	2.78% 1	0.00% 0	2.78% 1	36	6.03
youth programming	34.48% 10	10.34% 3	20.69% 6	3.45% 1	24.14% 7	6.90% 2	0.00% 0	29	5.07
volunteer obligation (teacher, kitchen clean-up crew, etc.)	35.29% 12	14.71% 5	2.94% 1	14.71% 5	2.94% 1	20.59% 7	8.82% 3	34	4.68
sanctuary choir rehearsal	53.19% 25	12.77% 6	2.13% 1	0.00% 0	0.00% 0	4.26% 2	27.66% 13	47	4.96

Q5 If you do not participate in the Wednesday night meal or activities, what keeps you from coming? Mark any that apply.



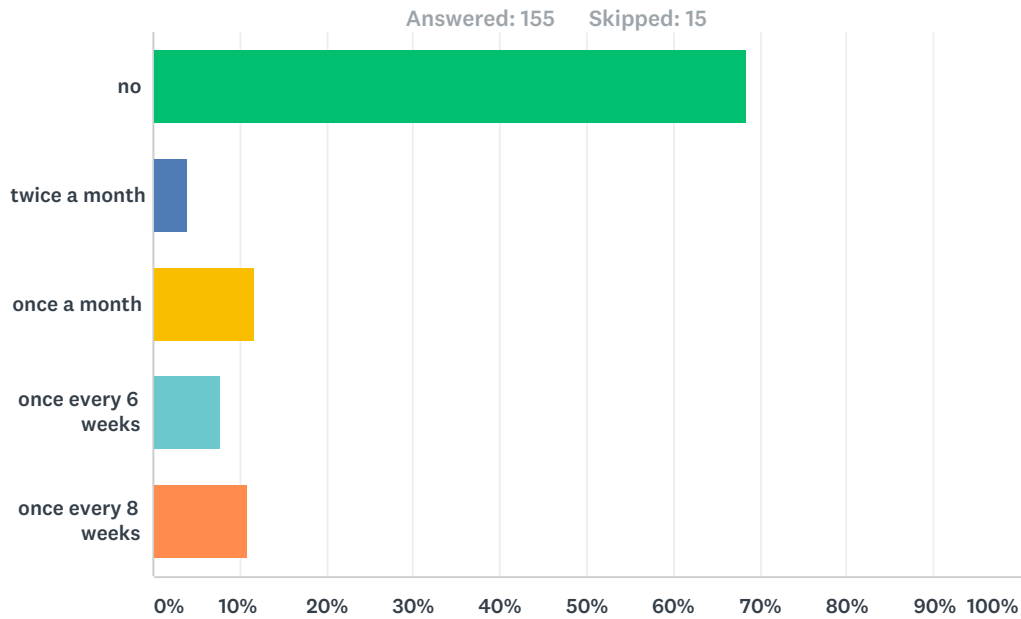
Answer Choices	Responses
work schedule	51.49% 52
fatigue/over programming	25.74% 26
transportation	2.97% 3
food (allergies/sensitivities/restrictions)	12.87% 13
menu	15.84% 16
other activities (not church related)	28.71% 29
other (please specify)	30.69% 31
Total Respondents: 101	

Q6 For over 15 years, Highland has charged \$5.00 for the evening meal with a family max of \$15.00, which limits our choice in what we can offer. What would you be willing to pay so that we can enhance our food options?



Answer Choices	Responses	
not willing to increase from \$5.00 (current pricing/ happy with current options)	10.07%	15
\$6.00 adults, \$3.00 child, \$18.00 family max	30.87%	46
\$7.00 adults, \$3.50 child, \$21.00 family max	30.87%	46
\$8.00 adults, \$4.00 child, \$24.00 family max	23.49%	35
\$9.00 adults, \$4.50 child, \$28.00 family max	8.05%	12
Total Respondents: 149		

Q7 Would you be willing to serve on a team that helps prepare Wednesday night suppers on a rotating schedule?



Answer Choices	Responses
no	68.39% 106
twice a month	3.87% 6
once a month	11.61% 18
once every 6 weeks	7.74% 12
once every 8 weeks	10.97% 17
Total Respondents: 155	